

Blanket Warming Cabinet



- Energy efficient heating system monitors interior surface temperatures and balances heat throughout cabinet
- Silent operation (no fans or moving parts)
- Lint traps not required
- Stationary or mobile option
- Epoxy-coated interior surfaces
- Programmable control



Toll Free 1.877.706.4480 | Local/ International 713.706.4480 | Fax 713.706.4161
www.MSEC.co

Specifications:

- Single-chamber warming cabinet.
- Stainless steel exterior and white epoxy-coated interior insert.
- Door is fully gasketed with a magnetic closure.
- WarmSafe heating system incorporates a multiple zone warming technology that heats where and when it is needed. All chamber surface temperatures are monitored, providing an efficient balance of heat, low energy consumption and minimal heat loss.
- 053CEEMS & 057CEEMS include a heated center shelf to further optimize heat distribution throughout the cavity.
- Four (4) non-skid rubber feet are standard.

Control:

- Adjustable temperature range of 32° - 71°C (90° - 160°F).
- Operates in Celsius or Fahrenheit.
- Four-digit L.E.D. display.
- On/off button.
- Up and down adjustment buttons.
- Actual temperature button.
- Built-in speaker for audible feedback.
- Integrated button lock-out feature.

Additional features:

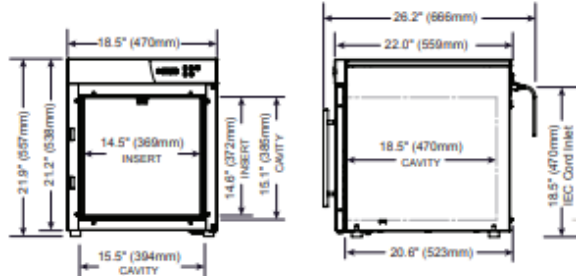
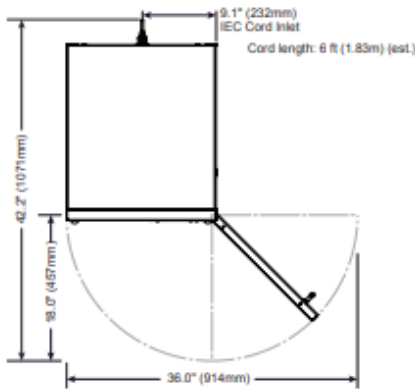
- Safety: In the event of a power failure the cabinet will remember its programming and begins to operate as before when power is restored.
- Safety: A warming shut-off system, separate from the electronic control, prevents overheating.
- Convenience: Access point and removable cover have been added to the back panel that allows the addition of data logging or temperature management hardware.

Options & Accessories – Specify at time of order (may result in additional charge):

- **Bumper & Caster Assembly**, 3in (76mm) casters (2 rigid, 2 swivel w/brake); overall height increases by 5in
- **Caster Package with Plate**, 3in (76mm) casters (2 rigid, 2 swivel w/brake); overall height increases by 5in
- **Caster Package**, 3in (76mm) casters (4 swivel w/brake); overall height increases by 4.3in
- **Caster Package**, 5in (127mm) casters (4 swivel w/brake); overall height increases by 6.5"
- **Door, Right Hinged**
 - Windowed door without manual door lock (standard)
 - Windowed door with manual door lock (optional)
 - Solid door without manual door lock (optional)
 - Solid door with manual door lock (optional)
- **Door, Left Hinged**
 - Solid door without manual door lock (optional)
 - Solid door with manual door lock (optional)
 - Windowed door without manual door lock (optional)
 - Windowed door with manual door lock (optional)
- **Pass-through** (easily access blankets from the front and back door)
- **Seismic Mounting Brackets** (special installation requirements apply)
- **Stacking Kits** (it is recommended that fluid warming units be placed at or near the bottom of the stacked configuration whenever possible for maximum stability.)



052CDEMS



Dimensions (HxWxD)


With feet (standard):	21.9" x 18.5" x 26.2" (557mm x 470mm x 666mm)
With plate and casters (optional):	26.2" x 18.5" x 26.2" (666mm x 470mm x 666mm)
With bumper and casters (optional):	26.2" x 21.3" x 26.5" (666mm x 540mm x 673mm)

Capacity 2.5 ft³

Weight (est.)** Net: 67 lbs (30 kg) Ship: 116 lbs (53 kg)


Electrical

120 V.A.C. — 60 Hz, 1 ph
0.6 kW, 5.0 Amps
Safety Class I Equipment
No Applied Parts
Mode of Operation: Continuous

 NEMA 5-15P
15A - 125V Plug
Hospital Grade


 **UL** ^{US}
LIMITED
APPROVAL
IPX-0


220 V.A.C. — 60Hz, 1 ph
0.6 kW, 2.7 Amps
Type B Equipment

 CEE 7/7*
220-230V Plug

IPX-0

230 V.A.C. — 50/60 Hz, 1 ph
0.6 kW, 2.6 Amps
Type B Equipment

 BS 1363 Plug*
(UK only)

 CEE 7/7*
220-230V Plug

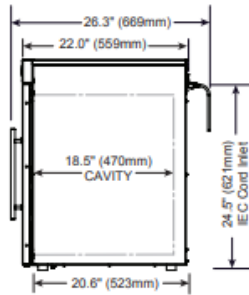
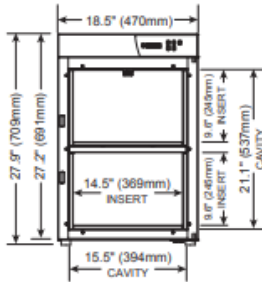
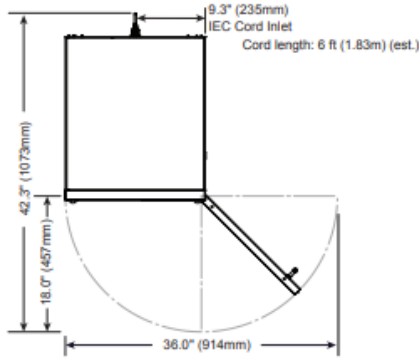
 **CE**
EAC
IPX-0

*Other international plugs are available, contact the manufacturer for more information.
**Domestic ground shipping information. Contact factory for export weight and dimensions.



Toll Free 1.877.706.4480 | Local/ International 713.706.4480 | Fax 713.706.4161
www.MSEC.co

053CEEMS



Dimensions (H x W x D)


With feet (standard):	27.9" x 18.5" x 26.3" (709mm x 470mm x 669mm)
With plate and casters (optional):	32.2" x 18.5" x 26.3" (818mm x 470mm x 669mm)
With bumper and casters (optional):	32.2" x 21.3" x 26.5" (818mm x 540mm x 674mm)

Capacity 3.5 ft³

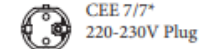
Weight** (est.) Net: 91 lbs (41 kg) Ship: 144 lbs (65 kg)

Electrical

120 V.A.C. — 60 Hz, 1 ph
0.8 kW, 6.7 Amps
Safety Class I Equipment
No Applied Parts
Mode of Operation: Continuous



220 V.A.C. — 50Hz, 1 ph
0.8 kW, 3.6 Amps
Type B Equipment



IPX-0

230 V.A.C. — 50/60 Hz, 1 ph
0.8 kW, 3.5 Amps
Type B Equipment

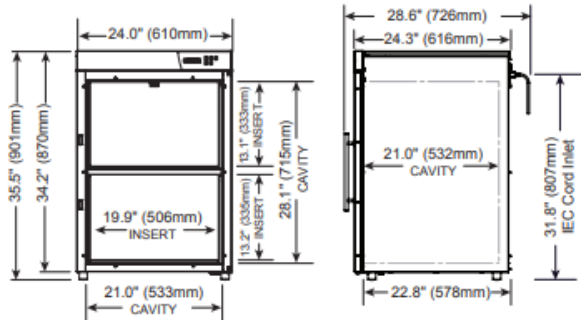
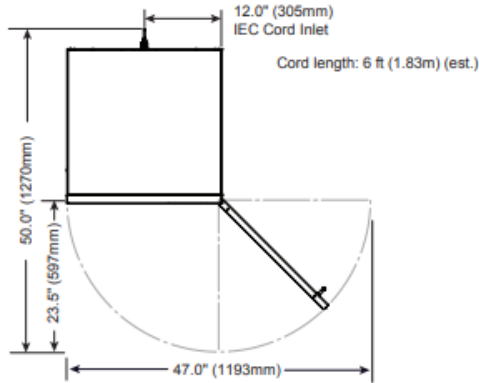


*Other international plugs are available, contact the manufacturer for more information.

**Domestic ground shipping information. Contact factory for export weight and dimensions.



057CEEMS



Dimensions (H x W x D)


- With feet (standard): 35.5" x 24.0" x 28.6" (901mm x 610mm x 726mm)
- With bumper and casters (optional): 39.3" x 26.8" x 28.8" (998mm x 679mm x 732mm)
- With casters (optional): 40.7" x 24.8" x 28.6" (1033mm x 631mm x 726mm)

Capacity 7.5 ft³

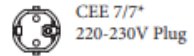
Weight** (est.) Net: 134 lbs (61 kg) Ship: 196 lbs (89 kg)

Electrical

120 V.A.C. — 60 Hz, 1 ph
0.8 kW, 6.7 Amps
Safety Class I Equipment
No Applied Parts
Mode of Operation: Continuous

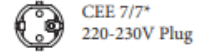
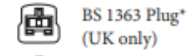


220 V.A.C. — 50Hz, 1 ph
0.8 kW, 3.6 Amps
Type B Equipment



IPX-0

230 V.A.C. — 50/60 Hz, 1 ph
0.8 kW, 3.5 Amps
Type B Equipment



*Other international plugs are available, contact the manufacturer for more information.
**Domestic ground shipping information. Contact factory for export weight and dimensions.

